

McNary Elementary School District

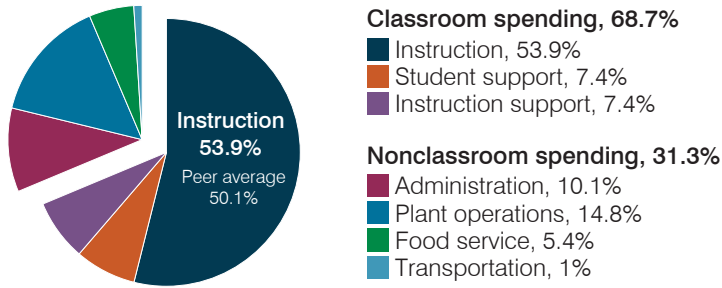
Apache County
 Peer groups: Operational 11 and T-11, Achievement 20¹
 Legislative district(s): 7
 District location: Rural
 Number of schools: 1
 Graduation rate (2018): N/A

Students attending; Size: 116; Very small
 5-year change in students attending: 2% decrease
 Special education population: 14%
 English learner population: 0%
 Poverty rate (2018): 42%
 Free/reduced meal eligibility: N/A

Instructional spending percentage by year

2001	2002	2003	2004	2005	2006	2007	2008	2009	2010	2011	2012	2013	2014	2015	2016	2017	2018	2019
61.9	63.8	62.3	61.8	58.8	64.0	64.9	61.5	63.2	56.3	53.2	58.5	53.1	58.0	54.3	55.7	55.8	55.5	53.9

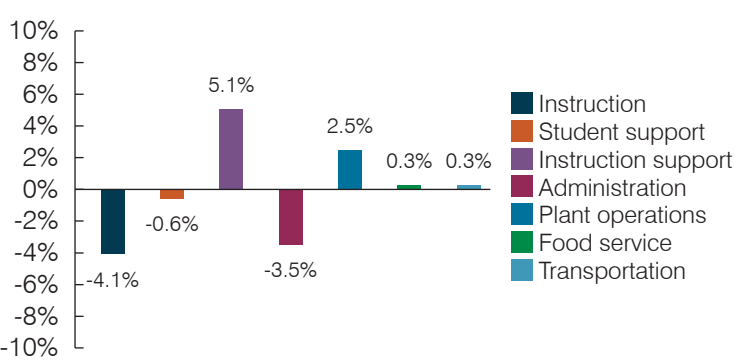
Spending by operational area



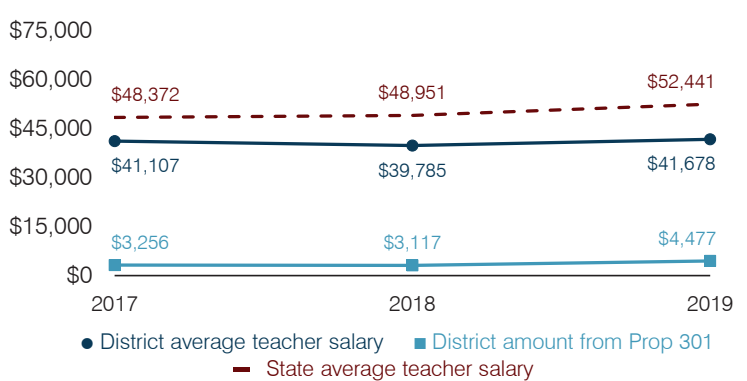
Operational measures relative to peer averages

Operational area	Measure	District	Peer average	State average
Administration	Cost per pupil	\$1,918	\$3,398	\$903
	Students per administrative position	29	32	66
Plant operations	Cost per square foot	\$8.21	\$7.70	\$6.49
	Square footage per student	341	382	158
Food service	Cost per meal	\$4.44	\$5.47	\$3.08
Transportation	Cost per mile	\$1.69	\$2.28	\$4.29
	Cost per rider	\$765	\$1,665	\$1,424

Percentage point change in spending by operational area (fiscal year 2014 versus 2019)




Average teacher salary and other measures



Per pupil spending

Spending by area	District		Peer average 2019	State average 2019
	2018	2019		
Instruction	\$ 8,639	\$ 10,235	\$ 9,084	\$ 4,869
Student support	1,267	1,416	756	754
Instruction support	360	1,402	438	497
Administration	2,304	1,918	3,398	903
Plant operations	2,023	2,803	2,665	1,027
Food service	903	1,022	917	438
Transportation	62	197	976	417
Total operational	15,558	18,993	18,234	8,905
Land and buildings	0	0	1,425	1,086
Equipment	595	1,792	1,013	496
Interest	0	2	28	261
Other	0	0	92	180
Total nonoperational	595	1,794	2,558	2,023
Total per pupil spending	\$ 16,153	\$ 20,787	\$ 20,792	\$ 10,928

Students who passed State assessments²



¹ See Appendix A for information, such as districts included in each peer group, and Appendix B for sources and methodology.
² School letter grades are available at <https://azreportcards.azed.gov>.